GAS SPRING, SMALL DIMENSION AND LOW FORCE

Description:
The gas springs are colour-coded according to the spring force rating ranges 18-35-50-70 daN.

All springs, regardless of their spring force ratings, are of the same design. The differing force ratings result exclusively from the differing charge pressures.
Gas can be added or reduced from below.

Note:
Worn gas springs cannot be repaired, they have to be replaced completely.

Pressure medium: Nitrogen N_2
Max. filling pressure: 180 bar
Min. filling pressure: 20 bar
Working temperature: 0°C to +80°C
Temperature related force increase: ± 0.3%/°C
Max. recommended extensions per minute: approx. 100 to 150 (at 20°C)
Max. piston speed: 1.6 m/s

Spring forces as per spring diagram.

Upon customers request, also available unfilled, Order No 2482.73.00000. 1,
Colour: black

2482.73. .1

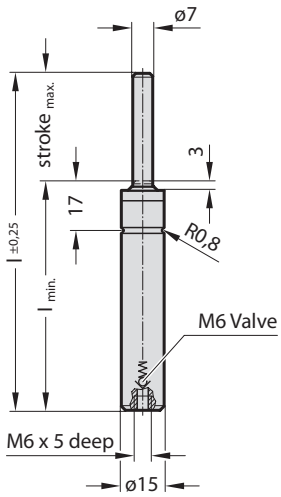

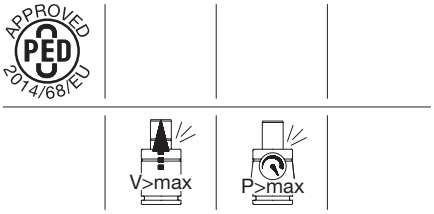

2482.73. .1 Gas spring, small dimension and low force

Order No*	Stroke$_{max.}$	l	l$_{min.}$
2482.73.□□□□□.007.1	7	56	49
2482.73.□□□□□.010.1	10	62	52
2482.73.□□□□□.013.1	12.7	67.4	54.7
2482.73.□□□□□.015.1	15	72	57
2482.73.□□□□□.019.1	19	80	61
2482.73.□□□□□.025.1	25	92	67
2482.73.□□□□□.038.1	38.1	118.2	80.1
2482.73.□□□□□.050.1	50	142	92
2482.73.□□□□□.063.1	63.5	172	108.5
2482.73.□□□□□.075.1	75	195	120
2482.73.□□□□□.080.1	80	205	125
2482.73.□□□□□.100.1	100	245	145
2482.73.□□□□□.125.1	125	295	170

*complete with initial spring force
Spring force marking: Initial spring force [daN] - Pressure [bar] - Colour:
.00018. - 45 - green
.00035. - 90 - blue
.00050. - 135 - red
.00070. - 180 - yellow

Initial spring force
versus charge pressure

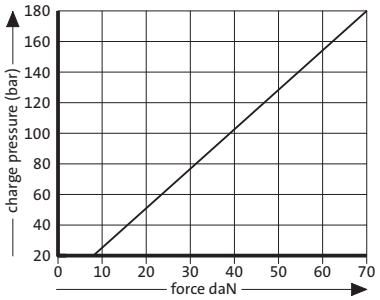

Spring force Diagram displacement versus stroke rise

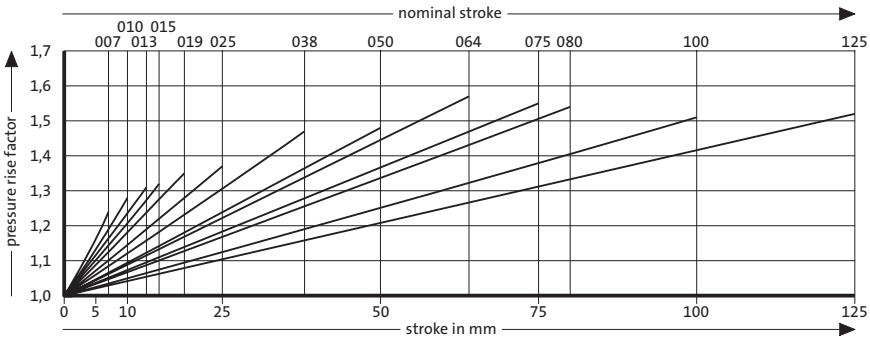

Pressure rise factor accounts for displacement but not external influences!