LCF GAS SPRING, DAMPED

Note:
Initial spring force F_{lcf} at 150 bar =3000 daN
Full spring force after 10.4 mm damped spring travel

Order No for spare parts kit: 2484.13.07500

Gas spring without valve
Order No (example): 2484.13.07500. .P

Pressure medium: Nitrogen N_2
Max. filling pressure: 150 bar
Min. filling pressure: 89 bar
Working temperature: 0°C to +80°C
Temperature related force increase: ± 0.3%/°C
Max. recommended extensions per minute: approx. 15 to 40 (at 20°C)
Max. piston speed: 1.6 m/s

2484.13.07500.

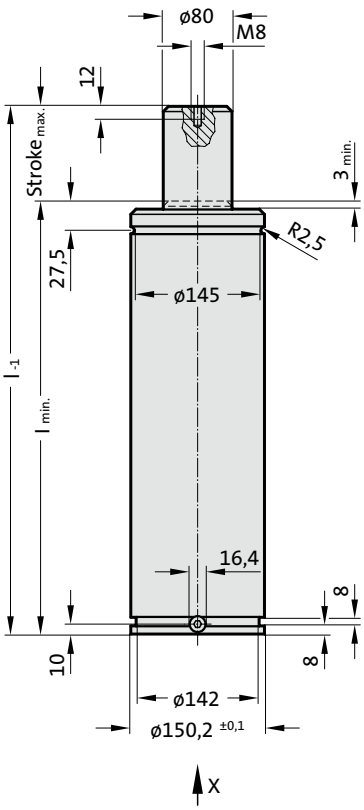

View X - Gas spring

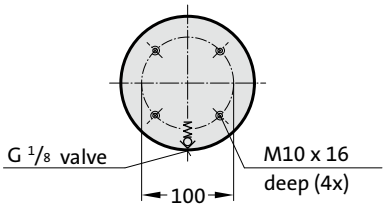

APPROVED PED 2014/68/EU

S>max | V>max | P>max | Flex Guide

2484.13.07500.

LCF Gas Spring, damped

Order No	Stroke$_{max.}$ (s)	$l_{min.}$	l
2484.13.07500.025	25	180	205
2484.13.07500.038	38.1	193.1	231.2
2484.13.07500.050	50	205	255
2484.13.07500.063	63.5	218.5	282
2484.13.07500.080	80	235	315
2484.13.07500.100	100	255	355
2484.13.07500.125	125	280	405
2484.13.07500.160	160	315	475
2484.13.07500.200	200	355	555
2484.13.07500.250	250	405	655
2484.13.07500.300	300	455	755

Initial spring force
versus charge pressure

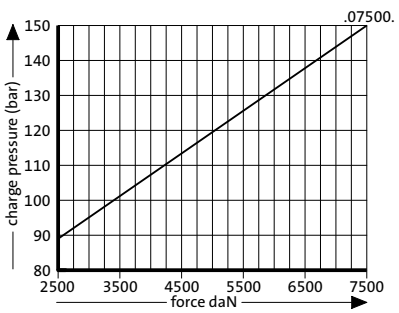

Spring force Diagram displacement versus stroke rise

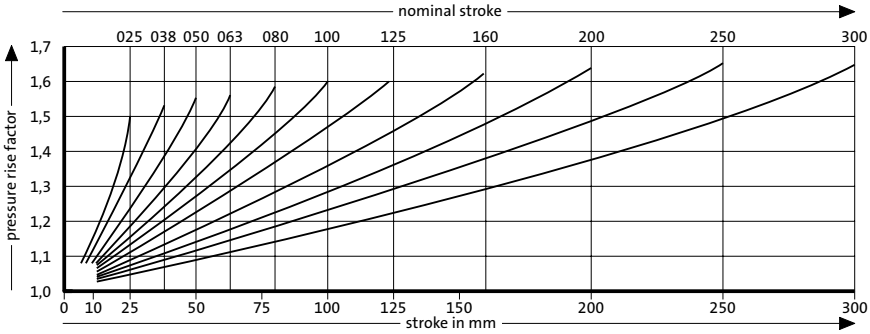

Pressure rise factor accounts for displacement but not external influences!