

COMPACT GAS SPRING

Note:

Initial spring force at 150 bar = 1800 daN

Order No for spare parts kit: 2490.14.01800

Gas spring without valve

Order No (example): 2490.14.01800. .P

When mounting to floor, contact over the entire floor of the cylinder tube must be ensured! Before fitting the adapter base plate remove the valve from the gas spring. If vibration occurs, tighten the fixing screws accordingly.

Pressure medium: Nitrogen N₂

Max. filling pressure: 150 bar

Min. filling pressure: 25 bar

Working temperature: 0°C to +80°C

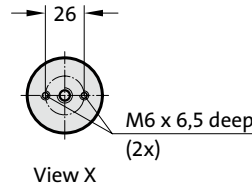
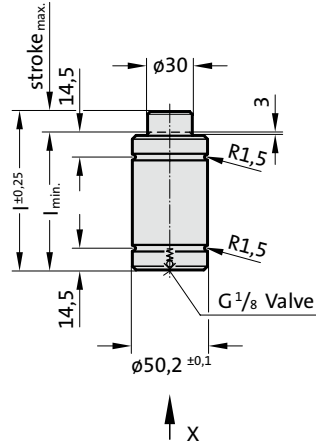
Temperature related force increase: ± 0.3%/°C

Max. recommended extensions per minute:

approx. 50 to 100 (at 20°C)

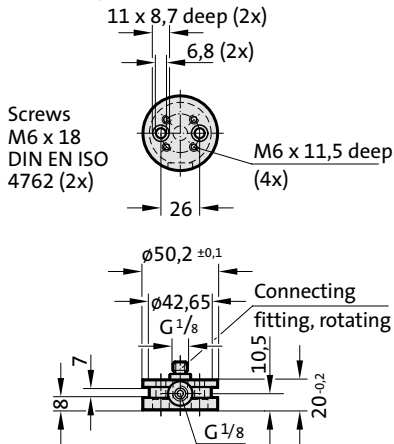
Max. piston speed: 0.8 m/s

2490.14.01800.



2480.00.20.01800

Adapter baseplate with connecting fitting, without valve (only for use with composite connections)



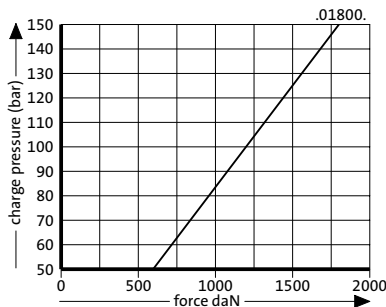
2490.14.01800.

Compact gas spring

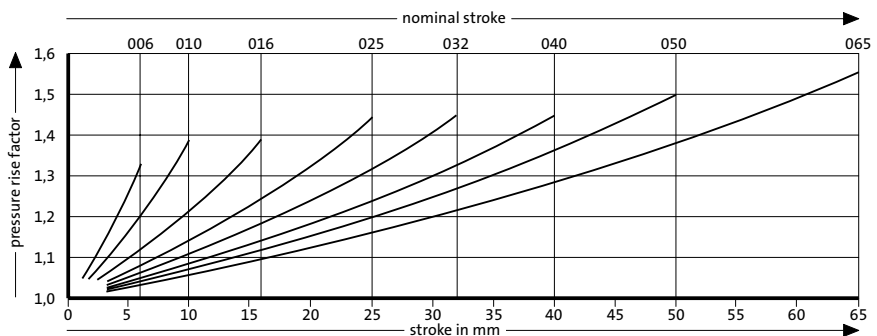
Order No	Stroke _{max.} (s)	l _{min.}	l	g ₂ *
2490.14.01800.006	6	60	66	52
2490.14.01800.010	10	70	80	62
2490.14.01800.016	16	90	106	82
2490.14.01800.025	25	110	135	102
2490.14.01800.032	32	130	162	122
2490.14.01800.040	40	150	190	142
2490.14.01800.050	50	170	220	162
2490.14.01800.065	65	206	271	198

*see mounting example

Initial spring force versus charge pressure



Spring force Diagram displacement versus stroke rise



Pressure rise factor accounts for displacement but not external influences!