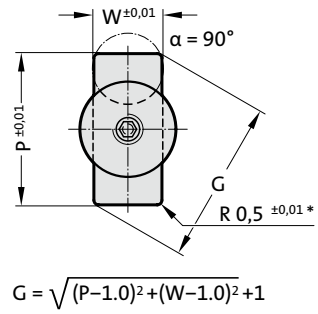
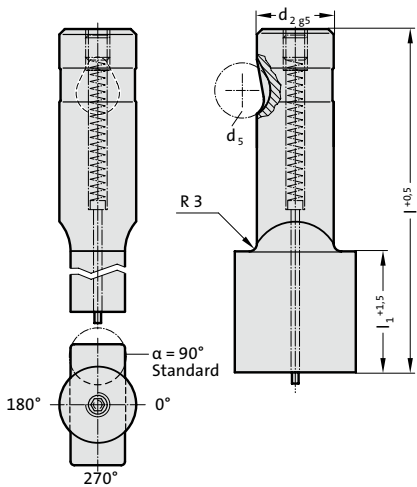


BALL-LOCK PUNCH, PUNCH LARGER THAN SHAFT, RECTANGLE WITH RADIUSSED CORNERS, WITH EJECTOR PIN, HEAVY DUTY



2755.



2755. Ball-Lock punch, punch larger than shaft, rectangle with radiused corners, with ejector pin, heavy duty

d ₂ / Order No	d ₅	W _{min}	G _{max}	l ₁ / Order No	I (Order Code character)	80 (E)	90 (F)	100 (G)
13 / (3)	12	5	32	19 (2) 30 (4)		●	●	●
16 / (4)	12	6.5	38	19 (2) 30 (4)		●	●	●
20 / (5)	12	8	40	19 (2) 30 (4)		●	●	●
25 / (6)	12	10	44	19 (2) 30 (4)		●	●	●
32 / (7)	12	11.5	50	19 (2) 30 (4)		●	●	●
40 / (9)	12	14	56	19 (2) 30 (4)		●	●	●

Material:

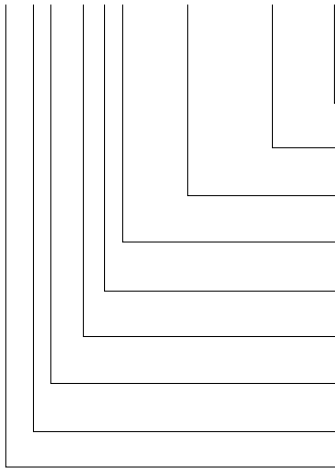
HSS
Hardness 62 ± 2 HRC

Execution:

Shaft and punch shape fine ground.
Special dimensions on request.
* For other radius options, see standardised special shapes.

Ordering Code (example):

2755.3F2.1215.1150.B



Angle: 90°
Shape: rectangle with radiused corners, Width W = 11,5 mm
Shape: rectangle with radiused corners, Length P = 12,15 mm
Punch cutting length: l₁ = 19 mm
Length: I = 90 mm
Diameter: d₂ = 13 mm
Type: punch larger, heavy
Execution: rectangle with radiused corners
Punch: with ejector pin

Order Code character = (B)
Order Code character = (F)
Order Code character = (2)
Order Code character = (F)
Order Code character = (3)
Order Code character = (5)
Order Code character = (5)

Order No = 1150
Order No = 1215
Order No = (2)
Order No = (F)
Order No = (3)
Order No = (5)
Order No = (5)

Order No = 27